




Instructions of inspecting unipol-300

1. Check mechanical structure shown in the red circle area below to see if there is any obvious mechanical disconnected







2. Loosen the screws shown in the blue circle area to take off the mother board



3. The green will be on when the device is working





4. Use a multi-meter (**set to AC**) to test #1 and #2: The result on the meter should be the same as the power input (if you connect to a 220V power, it shows around 220V; if you connect to a 110V power, it shows around 110V)




5. Then set the multi-meter to **DC** to test #6 and #7, the result should be around 2.5V when the speed is minimum; 0V when the speed is maximum.

Note: When the speed is set to minimum, the green light will be off



6. At last please check #3 and #4: the result should be 0V when the speed is minimum, then the result will increase if you increase the rotate speed



合肥科晶材料技术有限公司